


BOOK A SHOOT

info, about, and frequently asked questions



My name is Regan and I am a photographer based in Los Angeles, CA. I specialize in portrait, fashion, and lifestyle photography but love to take pictures of anything and everything. Here are all your questions answered about booking a shoot with me.


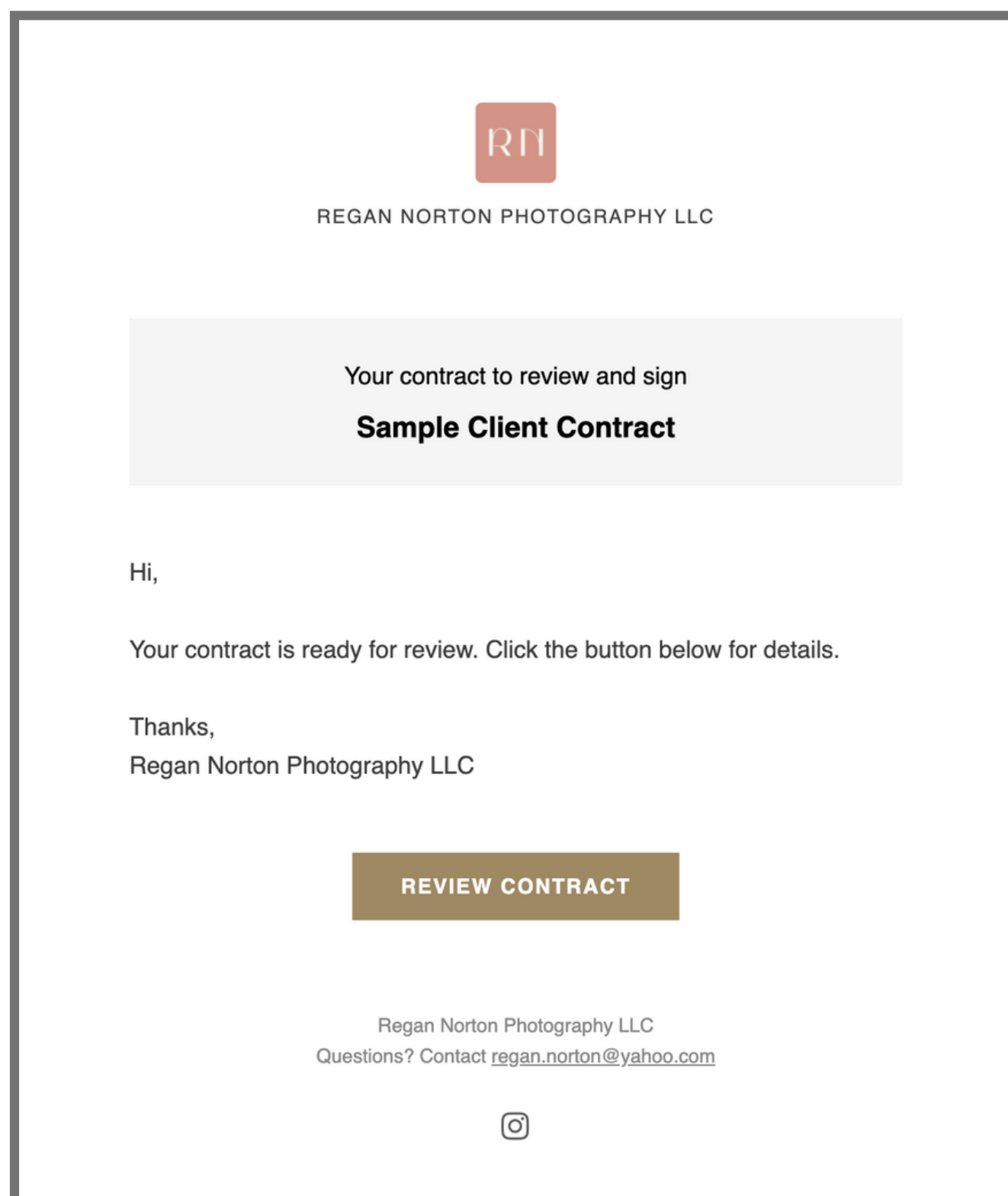


STEP ONE: *let's chat*

Please email me at regan.norton@yahoo.com so we can discuss what type of shoot you're looking for and an idea of a time and date that works best for you. You can view all pricing packages at www.reganscamera.com/FAQ.

Once we have agreed on the package, time and date, I will send you a contract over email to review and sign online. I send this to all clients so that we both have a clear idea on how the shoot will go. This contract will outline every detail about the shoot such as time, date, location, price agreed on, delivery time, amount of edits, etc. Please make sure to read through this thoroughly so that there will be no misunderstandings on or after the shoot date. If you have any questions about the contract at all, please let me know before signing.

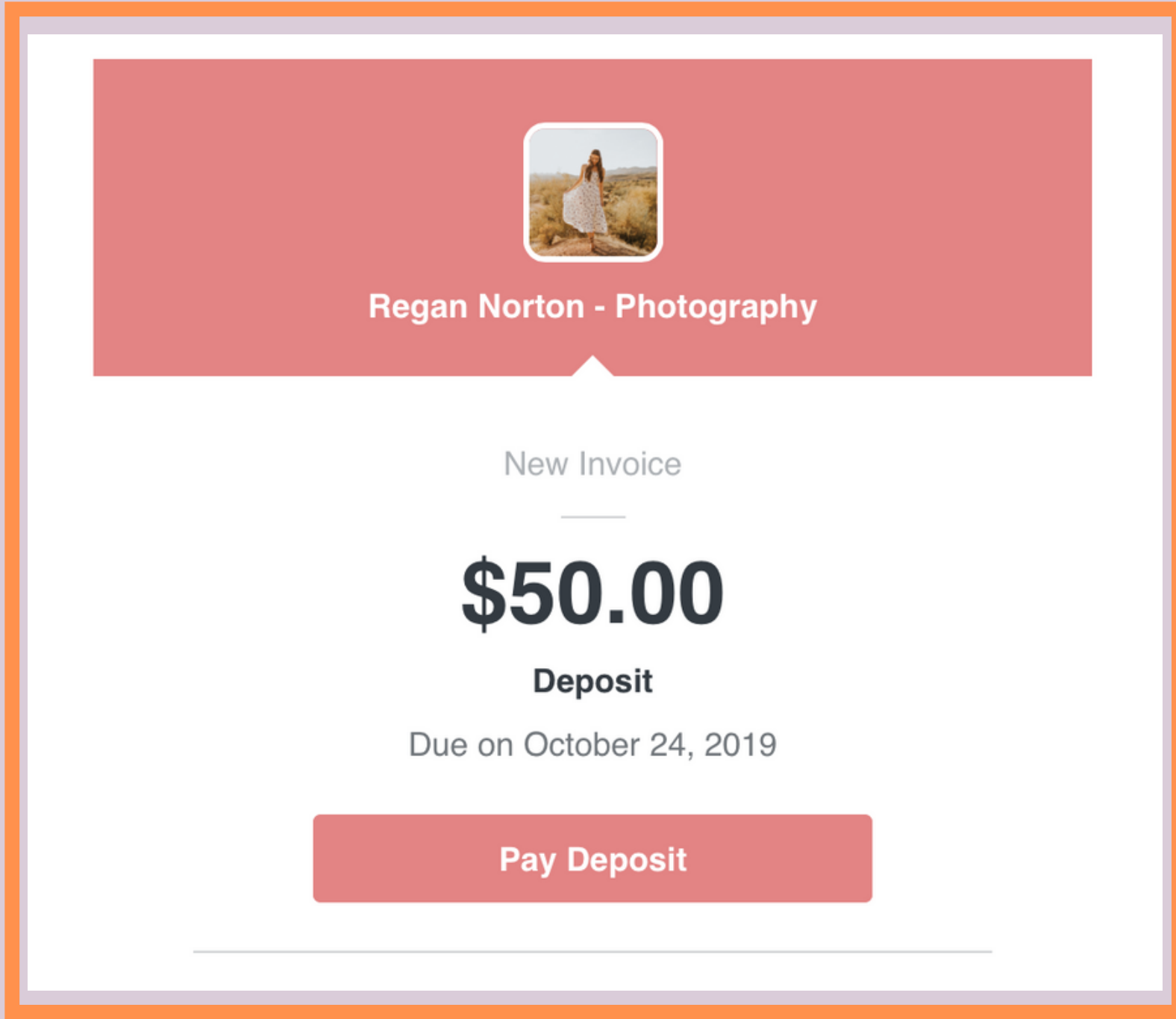
STEP TWO: *contract*



STEP THREE: *deposit*

After the contract is signed, you will put down a \$50.00 non refundable deposit. A deposit will need to be made to confirm and book your shoot. I will send an invoice through email that outlines the deposit price, the remaining price of the shoot, and when both are due. You will be able to pay the deposit securely online through Square with any major credit card.


DEPOSIT
EXAMPLE



Photoshoot	
Invoice #000002	
October 24, 2019	
Bill To	
Customer Name	regan.norton@yahoo.com
Photoshoot Info:	
Photoshoot + Deposit	\$200.00
Subtotal	\$200.00
Total Due	\$200.00
Deposit	\$50.00
Unpaid • Due on Oct 24, 2019	
Balance	\$150.00
Unpaid • Due on Nov 29, 2019	



STEP FOUR:
location



If you do not have a location in mind I will happily send over some location examples around LA! There will be a \$25+ travel fee if the location you choose is over 20 miles from my home.


STEP FIVE:
details

Please write down the shoot location, time and date in your calendar and get excited for your shoot!

I will follow up with you the day before the shoot via text to re-confirm and to go over any extra details. Please have all of your outfits and anything else you may need prepared the day before the shoot. If you have any questions before the shoot, please don't hesitate to reach out.

STEP SIX:
follow up

STEP SEVEN:
shoot day



I usually try to arrive at the agreed location about 10 minutes early and will let you know when I am leaving, when I have arrived, and where I parked. Please come dressed in your first outfit and please be on time! Once we meet I will explain how the shoot will go and we will get started.

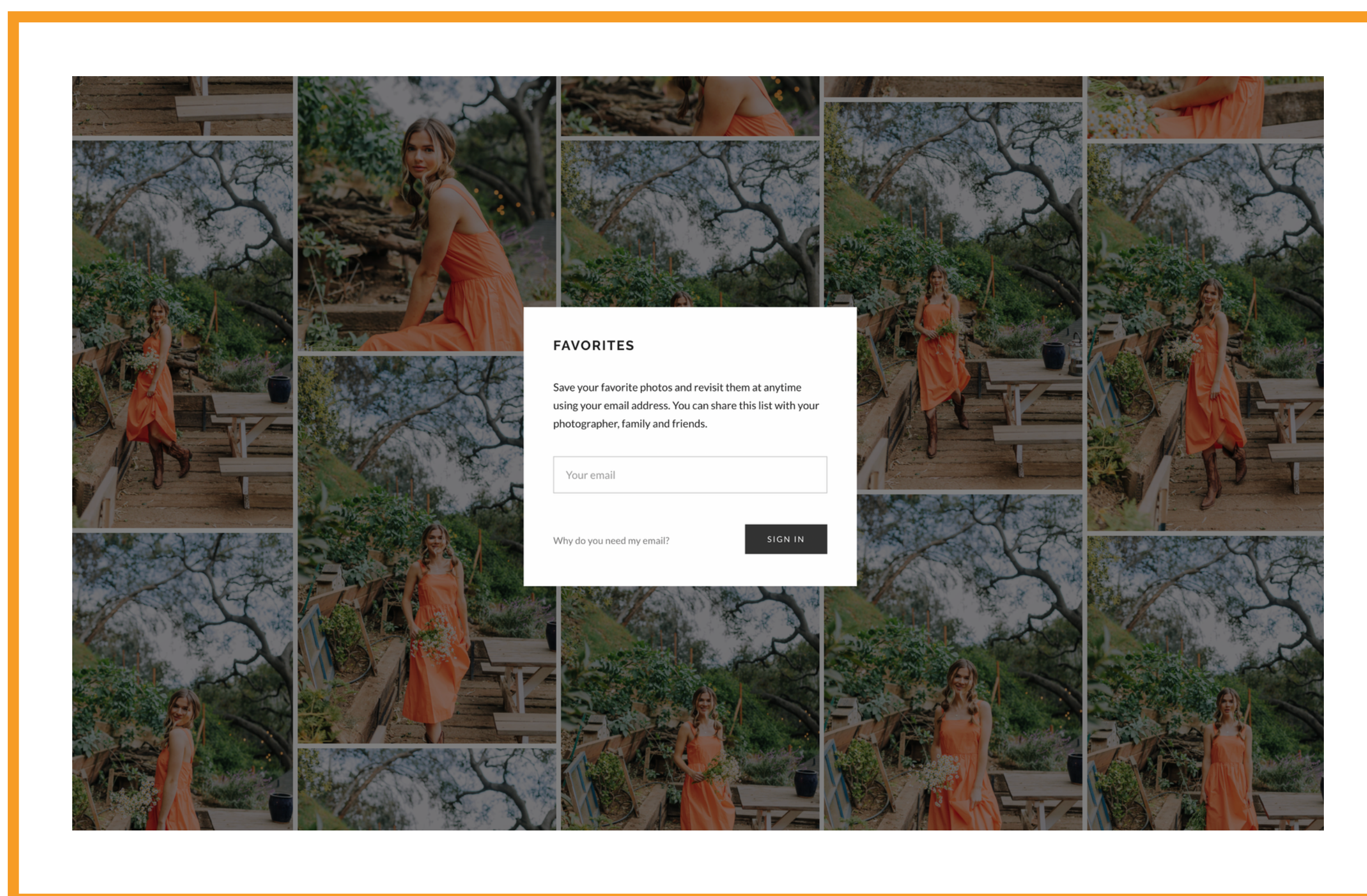


Once the shoot is over, the remaining payment is due. This can either be paid before the shoot through the email invoice sent at the time of booking, or through Zelle, Venmo, cash, or check. Please let me know your preference of payment before the shoot.

STEP EIGHT:
payment

STEP NINE:
*select
favorites*

Within three business days from the shoot I will send you all of the unedited, low res files through an online gallery for you to pick your select amount of favorites. Please do not download, send, screenshot, or share any of these files. Once you have chosen your favorites I will then begin the editing process. Within two weeks or less I will send you a link with the high resolution edited files to download. Please keep in mind that you will not be able to download or keep any of the unedited files. You will only be able to keep, download and share the select amount of edits. No exceptions.



I hope you enjoy your photos as much as I enjoy taking them!

STEP TEN:
all done!